




MAY 2023 HOUSING MARKET OVERVIEW

MAY 2022—MAY 2023
CHANGE

APRIL 2023—MAY 2023
CHANGE



10,292
EXISTING HOME SALES

-21.1%


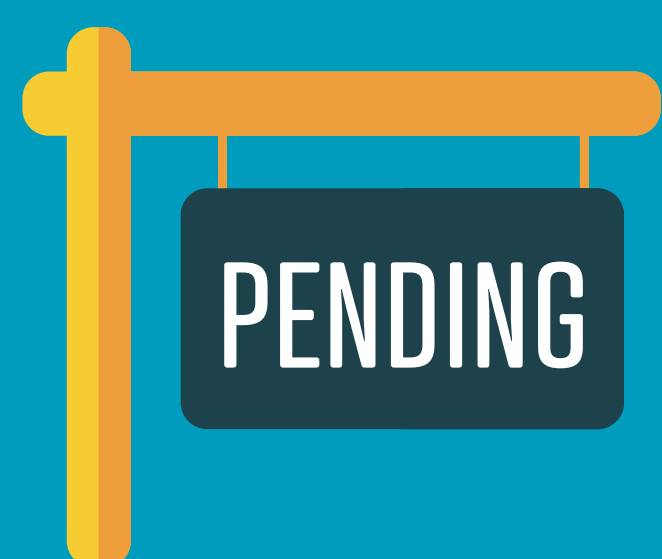
24.7%





\$410,000
MEDIAN HOME PRICE

2.2%


4.9%


9,730
PENDING SALES

-19.6%


6.8%





12,136
NEW LISTINGS

-23.5%


8.6%




15,441
ACTIVE INVENTORY

-8.5%


2.0%
