








# Virginia

## NOV 2022 HOUSING MARKET OVERVIEW

		NOV 2021 – NOV 2022 CHANGE	OCT 2022 – NOV 2022 CHANGE
	<b>7,681</b> EXISTING HOME SALES	<b>-36.7%</b> ↓	<b>-13.0%</b> ↓
	<b>\$364,900</b> MEDIAN HOME PRICE	<b>2.6%</b> ↑	<b>-0.03%</b> ↓
	<b>6,057</b> PENDING SALES	<b>-38.4%</b> ↓	<b>-16.8%</b> ↓
	<b>8,158</b> NEW LISTINGS	<b>-19.2%</b> ↓	<b>-22.1%</b> ↓
	<b>18,502</b> ACTIVE INVENTORY	<b>13.9%</b> ↑	<b>-5.2%</b> ↓