








Virginia

NOV 2022 HOUSING MARKET OVERVIEW

		NOV 2021 – NOV 2022 CHANGE	OCT 2022 – NOV 2022 CHANGE
	7,681 EXISTING HOME SALES	-36.7% ↓	-13.0% ↓
	\$364,900 MEDIAN HOME PRICE	2.6% ↑	-0.03% ↓
	6,057 PENDING SALES	-38.4% ↓	-16.8% ↓
	8,158 NEW LISTINGS	-19.2% ↓	-22.1% ↓
	18,502 ACTIVE INVENTORY	13.9% ↑	-5.2% ↓