



Virginia

AUG 2022 HOUSING MARKET OVERVIEW

AUG 2021 – AUG 2022
CHANGE

JULY 2022 – AUG 2022
CHANGE



11,693
EXISTING HOME SALES

-20.1%

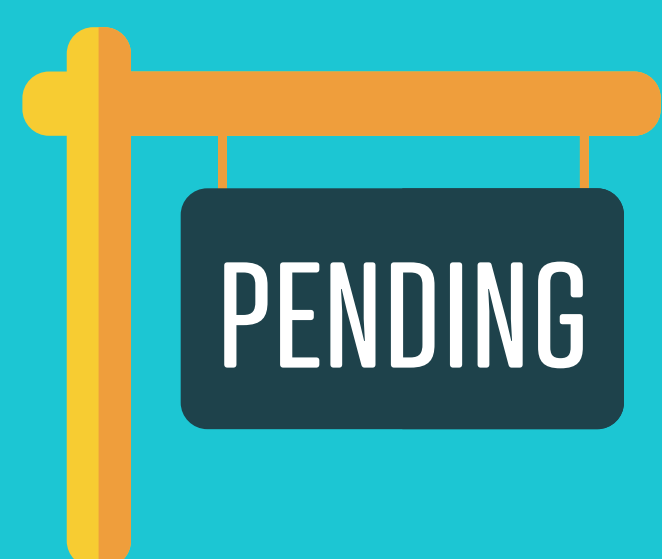

3.1%





\$373,900
MEDIAN HOME PRICE

5.3%


-2.9%

9,471
PENDING SALES

-29.4%



2.5%





12,056
NEW LISTINGS

-22.5%


-12.3%

19,122
ACTIVE INVENTORY

-7.1%


-6.2%
