



Virginia

JUNE 2022 HOUSING MARKET OVERVIEW

JUNE 2021 – JUNE 2022
CHANGE

MAY 2022 – JUNE 2022
CHANGE



13,324
EXISTING HOME SALES

-19.4%

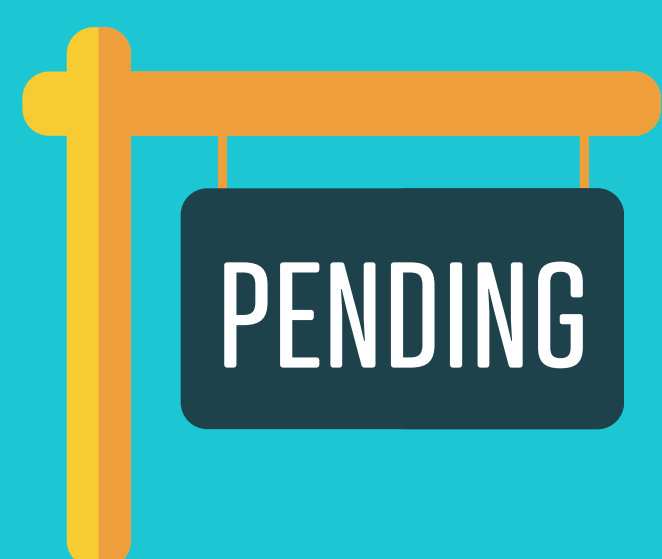

2.1%




\$397,315
MEDIAN HOME PRICE


6.6%


-0.9%

10,335
PENDING SALES

-29.6%



-14.6%




16,176
NEW LISTINGS

-11.5%


2.0%

19,375
ACTIVE INVENTORY

0.9%


14.8%
