



# Virginia

## FEBRUARY 2022 HOUSING MARKET OVERVIEW


FEB 2021 – FEB 2022  
CHANGE

JAN 2022 – FEB 2022  
CHANGE



**8,160**  
EXISTING HOME SALES

**-8.4%**



**1.2%**

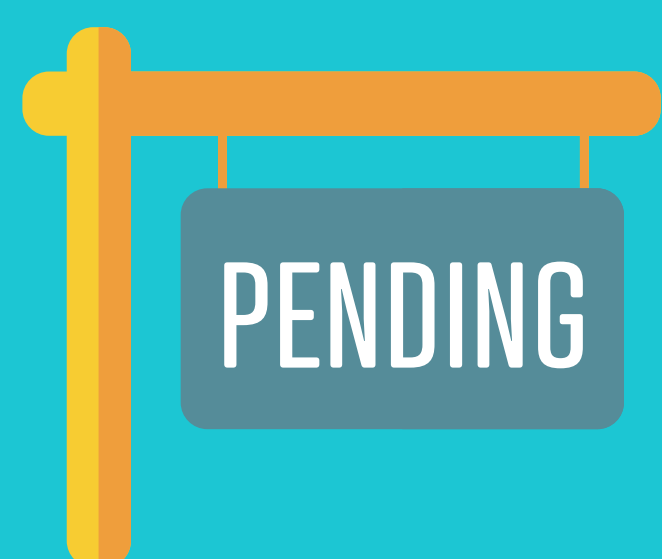



**\$350,000**  
MEDIAN HOME PRICE

**8.9%**



**3.7%**

**9,130**  
PENDING SALES

**-12.9%**




**18.7%**





**10,710**  
NEW LISTINGS

**-3.0%**




**24.9%**

**12,142**  
ACTIVE INVENTORY

**-22.3%**



**-0.5%**

